

*STEP-BY-STEP TUTORIAL*

# PROGRESSIVE ERA PORTFOLIO

UNIT 9 LESSON 3



# HOW SHOULD WE RESPOND TO DISCRIMINATION?

---

## BACKGROUND

African Americans were freed from slavery but discriminatory laws and racist attitudes keep them oppressed and threatened. African Americans debated how they should respond to this discrimination.

---

**#historygoals #getportfoliodone**

## **GOAL OF THIS PORTFOLIO:**

1

Analyze primary and secondary source

2

Write an essay ***comparing and contrasting the perspectives and goals of Booker T. Washington + W.E.B. Du Bois***

## COMPARING THE VIEWS

*W.E.B. DuBois*



VS

*Booker T. Washington*




CLICK PLAY AND WATCH VIDEO



**BIOGRAPHY** W.E.B. Du Bois' Rivalry with Booker T. Washington | Biography

Share

**BIOGRAPHY**™

Watch on  YouTube

# STEP 1-READ SECONDARY AND PRIMARY

## PRIMARY

A description of an event that comes from someone **who was there to see or** experience it.

autobiographies

letters

diaries

newspaper

speeches

journals

## SECONDARY

A description of an event based on research. Written or told by someone who was **NOT** there to see the event.

textbooks

biographies

blogs

magazine articles

# Booker T. Washington

CLICK ME!

SECONDARY SOURCE

CLICK ME TOO!

SECONDARY SOURCE

THIRD TIME IS A CHARM!

PRIMARY SOURCE

## TEACHER TIP:

I think you can do steps #1-3  
all at the same time.

# W.E.B. DuBois

CLICK ME!

SECONDARY SOURCE

CLICK ME TOO!

PRIMARY SOURCE

THIRD TIME IS A CHARM!

PRIMARY SOURCE

**All these links, can also be found  
in Unit 9 Lesson 1, slide #3**

## STEP 2 & 3: READ AND ORGANIZE



As you're reading the primary and secondary sources, take notes and organize your information.

You may use the Venn Diagram, or a different graphic organizer to help you identify similarities and differences in the two men's viewpoints.



W.E.B DuBois

Booker T. Washington

How are they the same?

[Click to Download!](#)

But...

I like this graphic organizer better.



### Compare-Contrast


W.E.B. DuBois      Booker T. Washington

Alike?




Different?

	Category of Differences	
	<b>UPBRINGING</b>	
	Category of Differences	
	<b>THEIR APPROACH TO RACIAL PROGRESS</b>	
	Category of Differences	
	<b>ACCOMPLISHMENTS</b>	

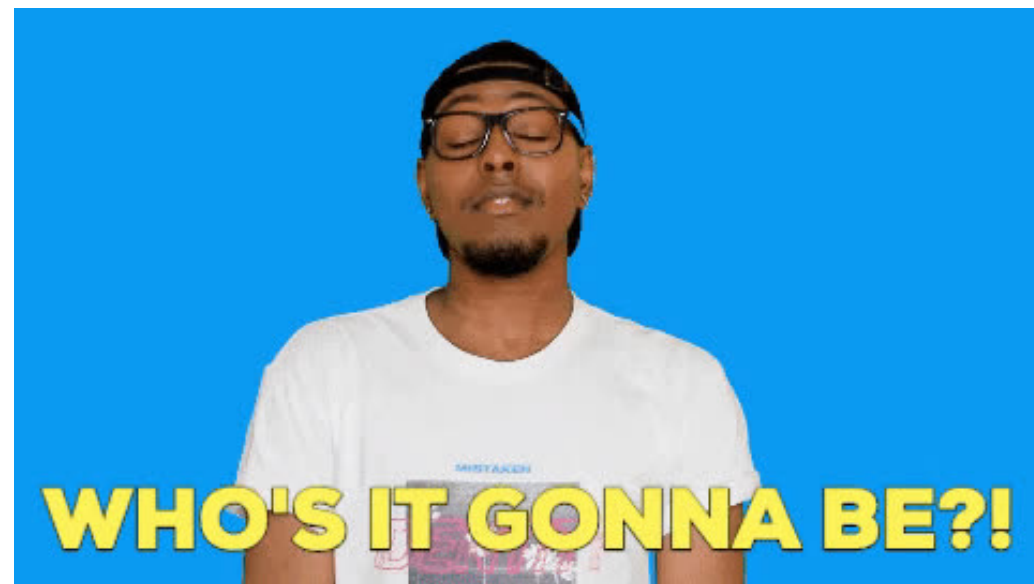


2 category of differences is just fine, but if you want 3, that is fine as well. **Just know I'm happy with 2.**

**P.S. I don't have a link to download this graphic organizer. Just draw it if you want to organize your information using this organizer.**

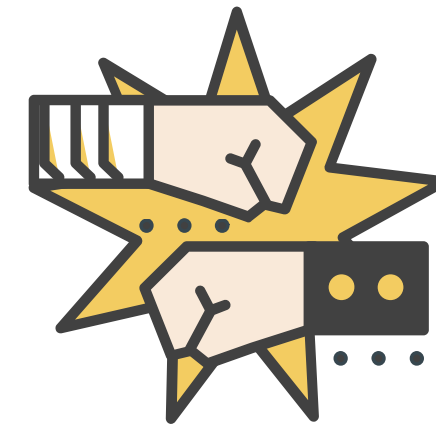
# STEP 4: PICK AN STRUCTURE FOR YOUR ESSAY

You have 2 options to pick from:



## Block Pattern

You focus on the person completely and discuss all of its points before moving on to compare and contrast it to the second person.



## Point-by-Point Pattern

You focus on one point at a time. As you discuss each point, you compare and/or contrast the two people focusing on one point. Then you move on to the next point, and compare/contrast the two people again. This can continue for as many points as you'd like to discuss.



**2 ways to organize  
a compare + contrast  
essay:**

Paragraph 1

Introduction/Thesis

Paragraph 2

First body paragraph, discuss the similarities.

Paragraph 3

In the next paragraph, discuss the differences; his upbringing, his approach, and or/ accomplishments.

Paragraph 4

First body paragraph, discuss the similarities.

Paragraph 5

In the next paragraph, discuss the differences; his upbringing, his approach, and or/ accomplishments.

Paragraph 6

Conclusion

W.E.B. Dubois

Similarities

Differences

Booker T. Washington

Similarities

Differences

B

L

O

C

K

METHOD

Paragraph 1 Introduction/Thesis

Paragraph 2

Similarities (Dubois + Washington)

Paragraph 3

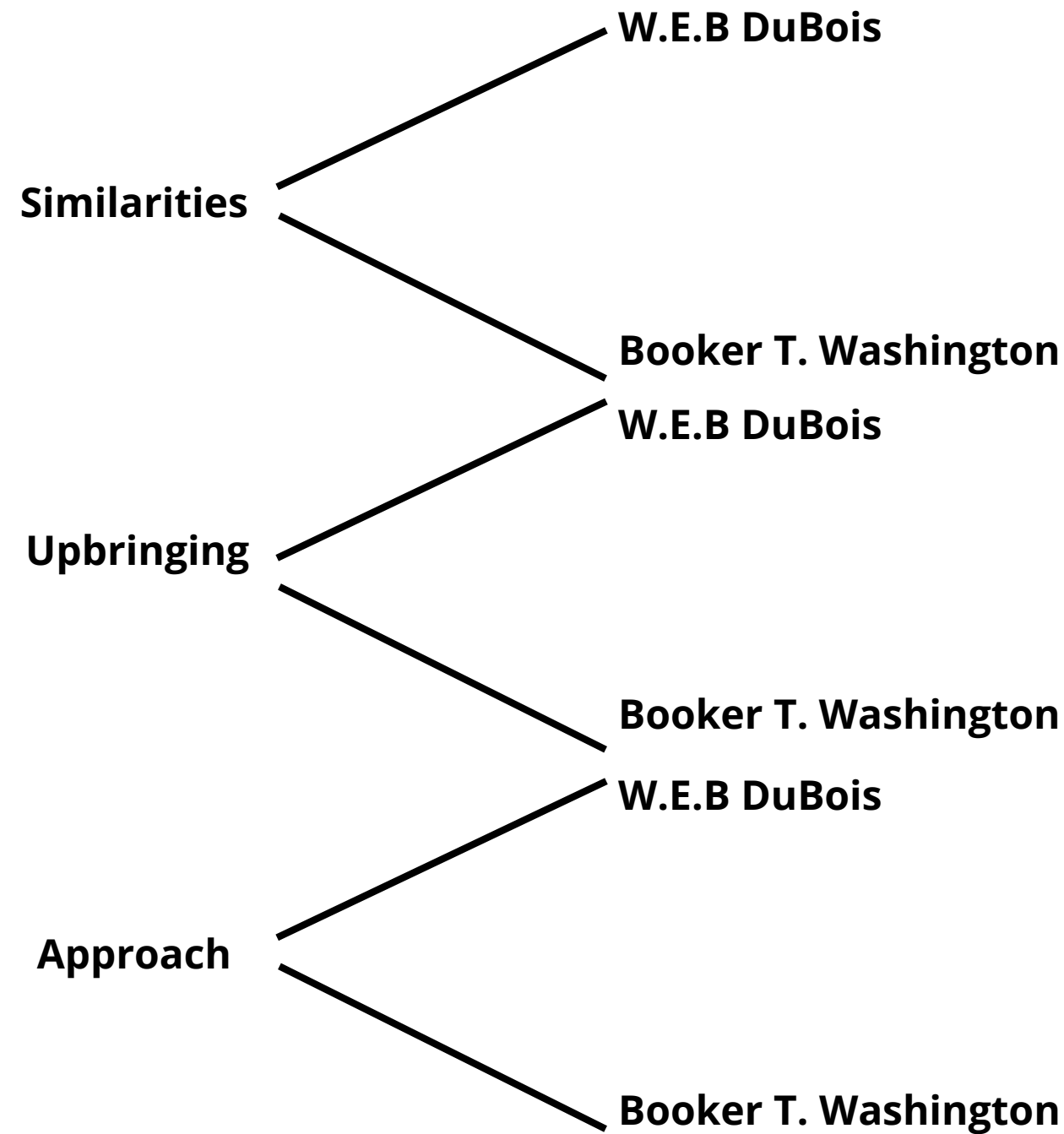
Upbringing (Dubois + Washington)

Paragraph 4

Their approach to racial progress (Dubois + Washington)

Paragraph 5

Conclusion



# Point -by- Point METHOD

# How will you organize?

Just pick one!

*Personally, I like the point-by-point method. It makes sense for my brain type.*



# STEP 5: TYPE YOUR ESSAY



Write your essay. Make sure you support your ideas with facts and details from the primary and secondary sources you analyzed in step number one. There is no specific word count, but 5-6 paragraphs is recommended.

You may use Google Doc or Microsoft Word.

# Just a snippet

LOOKS LIKE A POINT-BY-POINT METHOD



## Intro

In the 1890s, the Ku Klux Klan terrorism and racial-segregation laws had basically taken over the south. The Civil War Reconstruction had failed to make sure that full rights had been granted to the freed slaves. African Americans desperately needed a way to respond to the white supremacists of that time. Two main advocates for the African American rights were Booker T. Washington and W. E. B. DuBois. While their methods may have differed, both of these men had a common goal in the uplift of the African American community.

## Similarities Point #1


Both Washington and DuBois were highly intelligent who wrote about the disparities between the lives of the whites and blacks in the United States during the 19th and 20th centuries. They were considered leaders and both played pivotal roles in the Civil Right's movement. They worked against lynching and opposed racially motivated violence. Despite their share goal of racial and sociological equality, the two men had very different ideas about how equality would be achieved.

## Approach Point #2

Booker T. Washington believed mainly in solving these problems through education. He believed in African Americans educating themselves through trades and investing in their own businesses. Proving to whites the value of their hard work could have an impact to the American economy. DuBois also believed in self-improvement through education. However, he believed that first they must get rid of segregation. DuBois criticized Washington's acceptance of racial segregation because he felt that it only encouraged whites to deny African American rights.

**THIS IS JUST A SNIPPET, not an example of the whole essay.**

**Want to review the rubric really quick?  
Click on the link below.**



**CLICK ON THIS LINK!**

**Okay, now submit and celebrate,  
or take a nap.**

